

RITA HOLDINGS LIMITED
REGD. OFFICE: ANAND HOUSE, 2, COMMUNITY CENTRE,
NEAR ANUPAM CINEMA, SAKET, NEW DELHI-110017

NOTICE

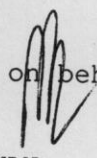
Notice is hereby given that the 30th Annual General Meeting of the Members of M/S RITA HOLDINGS LIMITED, will be held at the Registered Office of the Company at Anand House, 2, Community Centre, Saket, New Delhi-110017, on Saturday, the 24th day of September, 2011 at 12.00 Noon to transact the following business:-

A. ORDINARY BUSINESS

1. To receive, consider and adopt the audited* accounts of the Company for the year ended 31st March, 2011 and the report of the Directors and Auditors thereon.
2. To appoint Director in place of Mrs. Neelam Anand, who retires at the conclusion of this Annual General Meeting & being eligible offers himself for re-appointment.
3. To appoint Auditors & fix their remuneration.

For & on behalf of the Board,


Date: 26/08/2011
Place: NEW DELHI


CHAIRMAN

NOTES:-

1. A member is entitled to attend and vote at the meeting, is entitled to appoint a proxy to attend and vote on a poll instead of himself and proxy need not be a member of the company. Proxies, in order to be effective must reach the Company's Registered Office not less than 48 hours before the meeting.
2. Members are requested to notify immediately any change in their address to the company.

Certified to be true copy
For Rita Holdings Limited


Director

RITA HOLDINGS LIMITED
REGD. OFFICE : ANAND HOUSE, 2,
COMMUNITY CENTRE, SAKET, NEW DELHI-110017

DIRECTORS' REPORT

Dear Shareholders

Your Directors herewith present the 30th Annual Report together with the Audited Statement of Accounts for the year ended on 31st March 2011. The copies of which are already with you & with your permission, we would take them as read.

1. OPERATIONS

The financial results of the Company for the year under report are as under :-

	Amount as on 31/03/2011	Amount as on 31/03/2010
Profit/(Loss) before depreciation & Taxation	24,684	(108,581)
Less: Depreciation	68,256	57,826
	-----	-----
	(43,572)	(166,407)
Less: Provision for taxation	3,800	1,000
Net Profit/(Loss) available for appropriation	(47,372)	(167,407)
	-----	-----
Add: Profit as per last Balance Sheet	(47,372)	(167,407)
	3,897,764	4,065,171
	-----	-----
Amount carried to Balance Sheet	3,850,392	3,897,764
	=====	=====

2. DIVIDEND

The directors have decided to skip the dividend for the year ended 31st March, 2011 as the funds are required for the working capital of the company.

3. DIRECTORS

Mrs. Neelam Anand, Director of the Company, who retires at the ensuing Annual General Meeting under the Articles of Association of the Company, being eligible, offers himself for reappointment.

4. PARTICULARS OF EMPLOYEES

The Company has not employed any person throughout the year who was in receipt of remuneration in aggregate of not less than Rs. 24,00,000.00 per annum or Rs. 2,00,000 per month is employed for part of the year. Therefore, the particulars as required under section 217(2A) are nil.

5. AUDITORS

M/S D.Vermani & Associates, the Auditors of the Company will retire at the conclusion of the forthcoming Annual General Meeting. They being eligible offer themselves for reappointment.

6. DIRECTORS RESPONSIBILITY STATEMENT

The directors confirm:-

i) that in the preparation of the annual accounts, the applicable Accounting Standards have been followed along with proper explanation relating to material departure.

ii) that the Directors have selected such Accounting policies and applied them consistently and made judgement & estimates that are reasonable & prudent so as to give a true and fair view of the state of the affairs of the company at the end of financial year 31/03/2011 and of the profit and loss of the company for that period.

iii) that the directors have taken proper and sufficient care for the maintenance of adequate accounting records in accordance with the provision of Companies Act, 1956 for safe guarding the assets of the company and for preventing & detecting fraud and other irregularities.

iv) that the Director have prepared the annual accounts on going concern basis.

7. As required by Companies (Disclosure of Particulars in the Report of Board of Directors) Rules, 1988, the information regarding Conservation of energy, Technology absorption, Foreign exchange earnings & outgo is as under:

A. Conservation of energy:

a) energy conservation measures taken	NIL
b) additional investments & proposals, if any, being implemented for reduction of energy consumption & consequent impact on the cost	NIL
c) impact of the measures at (a) & (b) above for reduction of energy consumption & consequent impact on the cost of production of goods	NIL
d) total energy consumption & energy consumption per unit of production as per Form A of the Annexure in respect of industries specified in the schedule thereto.	NIL

B. Technology absorption:

e) efforts made in technology absorption
as per Form B of the Annexure NIL

C. Foreign exchange earnings & outgo:

f) activities relating to exports,
initiatives taken to increase exports,
development of new export markets for
products & services & export plans NIL

g) total foreign exchange used & earned NIL

For & on behalf of the Board,

PLACE: NEW DELHI
DATE : 26/08/2011

(PRADEEP ANAND)
CHAIRMAN

Certified to be true copy.
For Rita Holdings Limited
Director



AUDITORS' REPORT

To the Members
Rita Holdings Limited


We have audited the attached balance sheet of RITA HOLDINGS LIMITED as at 31st March, 2011 and Profit & Loss Account and cash flow statement for the year ended on that date annexed thereto. These financial statements are the responsibility of the Company's management. Our responsibility is to express an opinion on these financial statements based on our audit.

We conducted our audit in accordance with auditing standards generally accepted in India. Those Standards require that we plan and perform the audit to obtain reasonable assurance about whether the financial statements are free of material mis-statement. An audit includes examining, on a test basis, evidence supporting the amounts and disclosures in the financial statements. An audit also includes assessing the accounting principles used and significant estimates made by management, as well as evaluating the overall financial statement presentation. We believe that our audit provides a reasonable basis for our opinion and we report that:-

As required by the Companies (Auditors' Report) Order, 2003 issued by the Company Law Board in terms of Section 227 (4A) of the Companies Act, 1956 we enclose in the Annexure A statement on the matters specified in paragraph 4 & 5 of said order:

Further to our comments in the annexure referred to in paragraph (1) above, we report that:-

- i) We have obtained all the information and explanations which to the best of our knowledge and belief were necessary for the purpose of our audit.
- ii) In our opinion, proper books of account, as required by law, have been kept by the Company so far as appears from our examination of those books.
- iii) The Balance Sheet and Profit & Loss Account dealt with the report are in agreement with the books of account.
- iv) In our opinion, the Profit & Loss account & Balance Sheet comply with Accounting Standard referred to in sub-section (3C) of Section 211 of the Companies Act, 1956.
- v) On the basis of information & explanations given to us and representations obtained by the company there are no director of the company who are disqualified, under section 274(1)(g) of the Act, from being appointed as directors.



vi) In our opinion and to the best of our information and according to the explanations given to us, the said accounts give the information required by the Companies Act, 1956 in the manner so required and give a true and fair view:

a) In the case of Balance Sheet, of the state of affairs of the Company as at 31st March, 2011 and


b) In the case of Profit & Loss Account of the loss for the year ended on that date.

c) In case of cash flow statement, of the cash flows for the year ended on that date.

Place : Chandigarh

Dated : 29/06/2011

For D. Verma & Associates,
Chartered Accountants


SHAMBER SINGH
FCA

CHARTERED
ACCOUNTANTS

CHANDIGARH

ANNEXURE 'A' REFERRED TO IN PARAGRAPH 1 OF OUR REPORT OF THE AUDITORS TO THE MEMBERS OF Rita Holdings Limited ON THE ACCOUNTS FOR THE YEAR ENDING 31ST MARCH, 2011

(a) The company is maintaining proper records showing full particulars, including quantitative details and situation of fixed assets.

(b) Fixed assets have been physically verified by the management at reasonable intervals. No material discrepancies were noticed on such verification.

(c) One Car have been disposed off by the company during the year.

2. (a) The physical verification of inventory has been conducted at reasonable intervals by the management.

(b) In our opinion, the procedures of physical verification of inventory followed by the management are reasonable and adequate in relation to the size of the company and the nature of its business.

(c) The company is maintaining proper records of inventory and no material discrepancies were noticed on physical verification.

(iii) (a) Company has granted unsecured loans, in the previous years, to two companies, firms or other parties covered in the register maintained under section 301 of the Act, outstanding at Rs. 55.00 lacs, as at the end of the financial year.

(b) The rate of interest and other terms and conditions of loans given are prima facie not prejudicial to the interest of the company.

(c) Payment of the principal and interest are regular and as per the terms of the agreement.

(d) There are no overdue amount for recovery of principal and interest.

(iv) There is an adequate internal control procedure commensurate with the size of the company and the nature of its business for the purchase of fixed assets. No major weaknesses in internal control were observed by us.

(v) (a) The Company did not enter into any contract or arrangement that needed to be entered into a register in pursuance of section 301 of the Act.

Since no such contract or arrangement have been entered into by the company sub clauses (b) is not applicable.

(vi) Company has not accepted any deposits from the public.

(vii) The internal audit system is commensurate with its size and nature of its business.


(viii) Maintenance of cost records has not been prescribed by the central government under clause (d) of sub-section (1) of section 280 of the Act.




- (ix) (a) Company is regular in depositing undisputed applicable statutory dues including Provident Fund, Investor Education and Protection fund, Employees' State Insurance, Income Tax, Sales Tax Wealth Tax, Service Tax, Custom Duty, Excise Duty, cess and any other statutory dues with the appropriate authorities.
- (b) There is no dispute in respect of sales tax/income tax/custom tax/wealth tax/service tax/excise duty/cess.
- (x) There are no accumulated losses. However, company has incurred losses during the year under review and in the immediately preceding year.
- (xi) The company has not defaulted in repayment of dues to a financial institution or bank or debenture holders.
- (xii) Company has not granted any loans and advances on the basis of security by way of pledge of shares, debentures and other securities.
- (xiii) Company is not a Chit fund company and provisions relating to nidhi/ mutual benefit fund/ societies are not applicable to the company.
- (xiv) Proper records are being maintained and timely entries are being passed, by the company, of the transactions and contracts in respect of all investments. All the shares & securities have been held by the company in its own name.
- (xv) Company has not given any guarantee for loan taken by others from Bank or financial institutions.
- (xvi) Company has not taken any term loans.
- (xvii) No funds raised on short-term basis have been used for long term investment.
- (xviii) The company has not made any preferential allotment of shares to parties and companies covered in the register maintained under section 301 of the Act.
- (xix) No debentures have been issued by the company.
- (xx) No money has been raised by company through public issues.
- (xxi) No fraud on or by the company has been noticed or reported during the year.

Place : Chandigarh
Dated : 29/06/2011

For D. Verma & Associates,
Chartered Accountants


SHAMSHEER SINGH
FCA



M/S RITA HOLDINGS LIMITED

BALANCE SHEET AS AT 31/03/2011

PARTICULARS	SCHEDULES	FIGURES AS AT 31.03.2011 (RS.)	FIGURES AS AT 31.03.2010 (RS.)
<u>SOURCES OF FUNDS</u>			
<u>SHAREHOLDERS FUNDS</u>			
SHARE CAPITAL	1	1,992,625	1,992,625
RESERVES & SURPLUS	2	6,151,807	6,199,179
UNSECURED LOANS	3	308,000	1,048,000
TOTAL		<u>8,452,432</u>	<u>9,239,804</u>
<u>APPLICATION OF FUNDS</u>			
<u>FIXED ASSETS</u>			
GROSS BLOCK	4	705,220	1,302,379
LESS: DEPRECIATION		359,176	1,125,068
NET BLOCK		<u>346,044</u>	<u>177,311</u>
INVESTMENT	5	1,379,150	1,379,150
<u>CURRENT ASSETS, LOANS & ADVANCES</u>			
i) INVENTORIES	6	285,928	297,928
ii) CASH & BANK BALANCES	7	25,860	25,840
iii) LOANS & ADVANCES	8	6,514,775	7,508,008
		<u>6,826,563</u>	<u>7,831,776</u>
<u>LESS: CURRENT LIABILITIES & PROVISIONS</u>			
i) CURRENT LIABILITIES	9	99,325	148,433
ii) PROVISIONS	10	-	-
NET CURRENT ASSETS		<u>6,727,238</u>	<u>7,683,343</u>
TOTAL		<u>8,452,432</u>	<u>9,239,804</u>
NOTES TO THE ACCOUNTS	16		

AUDITORS' REPORT

THIS IS THE BALANCE SHEET REFERRED TO IN OUR REPORT OF EVEN DATE. THE SCHEDULES REFERRED TO ABOVE FORM AN INTEGRAL PART OF THE BALANCE SHEET.

FOR D. VERMANI & ASSOCIATES
CHARTERED ACCOUNTANTS

SHAMSHER SINGH
CHANDIGARH, 29TH JUNE, 2011

DIRECTOR

DIRECTOR

For Rita Holdings Limited

Director

M/S RITA HOLDINGS LIMITED
PROFIT & LOSS ACCOUNT FOR THE
YEAR ENDED 31/03/2011


PARTICULARS	SCHEDULES	FOR THE YEAR ENDED 31.03.11	FOR THE YEAR ENDED 31.03.10
INCOME	11	672,776	550,547
		<u>672,776</u>	<u>550,547</u>
EXPENDITURE :			
INCREASE/DECREASE IN STOCK	12	12,000.00	-
PERSONNEL EXPENSES	13	219,050	186,550
OTHER EXPENDITURE	14	332,195	403,383
FINANCIAL EXPENSES	15	84,847	69,195
DEPRECIATION		68,256	57,826
		<u>716,348</u>	<u>716,954</u>
PROFIT/(LOSS) FOR THE YEAR		(43,572)	(166,407)
LESS: FBT PAID		3,800	1,000
LESS: PROVISION FOR TAXATION/FBT		-	-
		(47,372)	(167,407)
ADD:- PROFIT AS PER LAST BALANCE SHEET		3,897,764	4,065,171
SURPLUS CARRIED TO BALANCE SHEET		<u>3,850,392</u>	<u>3,897,764</u>
NOTES TO THE ACCOUNTS	16		

AUDITORS' REPORT

THIS IS THE BALANCE SHEET REFERRED TO IN OUR REPORT OF EVEN DATE.
 THE SCHEDULES REFERRED TO ABOVE FORM AN INTEGRAL PART OF THE
 BALANCE SHEET.

FOR D. VERMANI & ASSOCIATES
 CHARTERED ACCOUNTANTS

Shamsher Singh
 SHAMSHER SINGH
 FCA
 CHANDIGARH, 29TH JUNE, 2011



M

DIRECTOR

Dee L...

DIRECTOR

Certified to be true copy

For Rita Holdings Limited

M
 Director

RITA HOLDINGS LIMITED**CASH FLOW STATEMENT FOR THE YEAR ENDED 31ST MARCH, 2011
(PURSUANT TO CLAUSE 32 OF THE LISTING AGREEMENT)**

	FIGURES AS AT 31.03.2011 (RS.)	FIGURES AS AT 31.03.2010 (RS.)
A. <u>CASH FLOW FROM OPERATING ACTIVITIES :</u>		
NET PROFIT BEFORE TAX, INTEREST		
APPROPRIATION AND EXTRA ORDINARY ITEMS	(43,572)	(166,407)
LESS : PROFIT ON SALE OF FIXED ASSET	96,620.00	-
LESS : PROVISION FOR TAX AND TAX PAID	-	0
	<u>(140,192)</u>	<u>(166,407)</u>
ADD: INTEREST	84,847	69,195
ADD : DEPRECIATION	68,256	57,826
OPERATION PROFIT BEFORE WORKING CAPITAL CHANGES	<u>12,911</u>	<u>(39,386)</u>
 <u>ADJUSTMENT FOR WORKING CAPITAL CHANGES :</u>		
TRADE PAYABLE & OTHER PROVISIONS	(49,108)	(94,994)
TRADE AND OTHER RECEIVABLES	1,005,233	(48,363)
CASH GENERATED FROM OPERATIONS	<u>969,036</u>	<u>(182,743)</u>
INCOME TAX PAID	3,800	1,000.00
INTEREST PAID	84,847	69,195
NET CASH FLOW FROM OPERATING ACTIVITIES	<u>880,389</u>	<u>(252,938)</u>
 B. <u>CASH FLOW FROM INVESTING ACTIVITIES</u>		
SALE OF FIXED ASSETS	195,000.00	-
PURCHASE OF FIXED ASSETS	(335,369.00)	-
SALE OF INVESTMENTS	-	-
PURCHASE OF INVESTMENTS	-	-
DIVIDEND RECEIVED	-	-
NET CASH USED IN INVESTING ACTIVITIES	<u>(140,369.00)</u>	<u>-</u>
 C. <u>CASH FLOW FROM FINANCING ACTIVITIES :</u>		
REPAYMENT OF SHORT TERM LOANS	(740,000)	(251,210)
NET CASH USED IN FINANCIAL ACTIVITIES	<u>(740,000)</u>	<u>(251,210)</u>
NET INCREASE IN CASH AND CASH EQUIVALENTS	20	(1,728)
CASH AND CASH EQUIVALENTS (OPENING BAL.)	25,840	27,568
CASH AND CASH EQUIVALENTS (CLOSING BAL.)	25,860	25,840

AUDITORS REPORT ON CASH FLOW STATEMENT

WE HAVE CHECKED THE ABOVE CASH FLOW STATEMENT OF RITA HOLDINGS FOR THE YEAR ENDED ON 31ST MARCH, 2010 AND 31ST MARCH, 2011 FROM THE BOOKS OF RECORDS MAINTAINED BY THE COMPANY AND FOUND THE SAME TO BE DRAWN IN ACCORDANCE THEREWITH AND ALSO WITH REQUIREMENTS OF CLAUSE 32 OF THE LISTING AGREEMENTS WITH THE STOCK EXCHANGE.

FOR D. VERMANI & ASSOCIATES
CHARTERED ACCOUNTANTS

SHAMSHER SINGH
CHANDIGARH, 29TH JUNE, 2011

DIRECTOR

DIRECTOR

For Rita Holdings Limited

Director

SCHEDULES TO THE ACCOUNTS

SCHEDULE 1

SHARE CAPITAL

	<u>FIGURES AS AT 31.03.2011 (RS.)</u>	<u>FIGURES AS AT 31.03.2010 (RS.)</u>
<u>AUTHORISED</u>		
2,00,000 EQUITY SHARES OF RS.10/- EACH.	<u>2,000,000</u>	<u>2,000,000</u>
<u>ISSUED & SUBSCRIBED</u>		
2,00,000 EQUITY SHARES OF RS.10/- EACH.	<u>2,000,000</u>	<u>2,000,000</u>
<u>PAID UP CAPITAL</u>		
2,00,000 EQUITY SHARES OF RS.10/- EACH.	2,000,000	2,000,000
LESS: ALLOTMENT MONEY & CALL MONEY IN ARREARS	7,375	7,375
TOTAL	<u><u>1,992,625</u></u>	<u><u>1,992,625</u></u>

SCHEDULE 2

RESERVES & SURPLUS

GENERAL RESERVE	1,200,000	1,200,000
SPECIAL RESERVE	1,101,415	1,101,415
PROFIT & LOSS A/C	3,850,392	3,897,764
TOTAL	<u><u>6,151,807</u></u>	<u><u>6,199,179</u></u>

SCHEDULE 3

UNSECURED LOAN

M/S JYOTI CONDT CO (ND) P.LTD	308,000	1,048,000
TOTAL	<u><u>308,000</u></u>	<u><u>1,048,000</u></u>



SCHEDULE 4

M/S RITA HOLDINGS LIMITED

FIXED ASSETS AS AT 31ST MARCH, 2011

PARTICULARS	RATE%	GROSS BLOCK				DEPRECIATION				NET BLOCK	
		COST AS AT 1.4.2010	ADD. DURING THE YEAR	SALES/ADJ. DURING THE YEAR	TOTAL COST	DEP.UPTO 1.4.2010	DURING THE YEAR	ADJ. DURING THE YEAR	TOTAL DEP.	W.D.V. AS AT 31.03.2011	W.D.V. AS AT 31.03.2010
BINDING MACHINE	13.91%	13,482	-	-	13,482	12,076	196	-	12,272	1,210	1,406
FURNITURE & FIXTURE	18.10%	1,400	-	-	1,400	1,332	12	-	1,344	56	68
SCOOTER	25.89%	21,411	-	-	21,411	21,083	85	-	21,168	243	328
HONDA CITY CAR	25.89%	932,528	-	932,528.00	0	822,252	11,896	834,148.00	0	0	110,276
TELEPHONE	13.91%	16,495	-	-	16,495	13,045	480	-	13,525	2,970	3,450
U.P.S	13.91%	6,900	-	-	6,900	5,455	201	-	5,656	1,244	1,445
COMPUTER	13.91%	65,000	-	-	65,000	51,838	1,831	-	53,669	11,331	13,162
CYCLE	25.89%	2,828	-	-	2,828	2,674	40	-	2,714	114	154
FAX	13.91%	8,250	-	-	8,250	5,838	336	-	6,174	2,076	2,412
MARUTI CAR	25.89%	234,085	-	-	234,085	189,475	11,550	-	201,025	33,060	44,610
ALTO CAR	25.89%	-	335,369.00	-	335,369	-	41,629	-	41,629	293,740	-
TOTAL		1,302,379	335,369.00	932,528.00	705,220	1,125,068	68,256	834,148.00	359,176	346,044	177,311



SCHEDULE 5**INVESTMENTS****A. INVESTMENT IN SHARES****OTHER THAN TRADE (AT COST)
QUOTED**SHREE WORSTEX LIMITED
(43900 SHARES OF FACE VALUE OF RS. 10/- EACH)
(MARKET VALUE NOT AVAILABLE)

153,650

153,650

TARAPUR SYN.
(5 SHARES OF RS. 100/- EACH)

500

500

M/S DELTA COLO
(5000 SHARES OF RS. 10/- EACH)

50,000

50,000

UNQUOTEDANAND ZENNER & CO. PVT. LTD.
(2750 SHARES OF RS. 100/- EACH)

275,000

275,000

ANAND WATER METER MFG. CO. (P) LTD
(5000 SHARES OF RS. 100/- EACH)

500,000

500,000

JYOTI CONSTRUCTION CO. PVT. LTD.
(4000 SHARES OF RS. 100/- EACH)

400,000


400,000

TOTAL**1,379,150****1,379,150****SCHEDULE 6****INVENTORIES**STOCK IN TRADE (AS TAKEN VALUED AND
CERTIFIED BY A DIRECTOR AT COST OR
MARKET PRICE WHICHEVER IS LOWER
EXCEPT UNQUOTED INVESTMENT AT COST)**EQUITY SHARE****UNQUOTED**

285,928

285,928

297,928

297,928

SCHEDULE 7

	<u>FIGURES AS AT 31.03.2011 (RS.)</u>	<u>FIGURES AS AT 31.03.2010 (RS.)</u>
<u>CASH & BANK BALANCES</u>		
CASH IN HAND	1,143	6,137
BALANCE WITH SCHEDULED BANKS: IN CURRENT ACCOUNTS	24,717	19,703
TOTAL	<u><u>25,860</u></u>	<u><u>25,840</u></u>

SCHEDULE 8

LOANS & ADVANCES

ADVANCE RECOVERABLE IN CASH OR IN
KIND OR FOR VALUE TO BE RECEIVED
(CONSIDERED GOOD)

ADVANCES RECOVERABLE LOANS	23,924	82,487
TAX DEDUCTED AT SOURCE	4,500,000	5,100,000
I.T.D.S. - A.Y 2010-11	353,002	318,418
ADVANCE FRINGE BENEFIT TAX	-	87,757
TELEPHONE DEPOSIT	6,000	3,800
INTEREST RECEIVABLE	631,849	909,546
ADVANCE (WORLI PROJ. BOMBAY)	1,000,000	1,000,000
TOTAL	<u><u>6,514,775</u></u>	<u><u>7,508,008</u></u>

SCHEDULE 9

CURRENT LIABILITIES

EXPENSES PAYABLE	99,325	132,673
OTHER LIABILITIES	-	15,760
TOTAL	<u><u>99,325</u></u>	<u><u>148,433</u></u>

SCHEDULE 10

PROVISION

PROVISION FOR TAXATION/FBT

TOTAL

-	-
---	---

SCHEDULE 11

INCOME

INTEREST ON INCOMETAX REFUND
INTEREST RECD.
GAIN ON SALE OF ASSETS
PROVISIONS WRITTEN BACK
TOTAL

<u>FIGURES AS AT 31.03.2011 (RS.)</u>	<u>FIGURES AS AT 31.03.2010 (RS.)</u>
11,573	-
533,073	550,547
96,620	
31,510	
<u><u>672,776</u></u>	<u><u>550,547</u></u>



SCHEDULE 12**INCREASE/DECREASE IN STOCK**

OPENING STOCK OF EQUITY SHARES AND DEBENTURES	297,928	297,928
LESS: CLOSING STOCK OF EQUITY SHARE & DEBENTURE	285,928	297,928
	<u>12,000.00</u>	<u>-</u>

SCHEDULE 13**PERSONNEL EXPENSES**

SALARIES & WAGES	219,050	186,550
TOTAL	<u>219,050</u>	<u>186,550</u>

SCHEDULE 14**OTHER EXPENDITURE**

TRAVELLING & CONV.	18,320	17,565
VEHICLES RUNNING & MAINTENANCE	152,791	174,043
RENT	6,000	6,000
INSURANCE CHARGES	11,926	7,090
POSTAGE, TELEGRAM & TELEPHONE	87,528	85,342
FILING FEE	2,568	1,040
AUDIT FEE	8,427	8,427
LEGAL & PROFESSIONAL CHARGES	36,400	15,700
STAFF WELFARE	2,720	2,000
BAD DEBTS W/OFF	-	7,350
LISTING FEE	5,515	78,826
TOTAL	<u>332,195</u>	<u>403,383</u>

SCHEDULE 15**FINANCIAL EXPENSES**

BANK CHARGES	150	125
INTEREST PAID	84,697	68,544
INTEREST ON CAR LOAN	-	526
TOTAL	<u>84,847</u>	<u>69,195</u>



NOTES ON ACCOUNTS

SCHEDULE 16

1. Significant Accounting Policies

a) General

The accounts have been prepared on historical cost convention.

The Company follows mercantile system of accounting and recognises significant items of income and expenditure on accrual basis.

b) Fixed Assets & Depreciation

Fixed Assets are valued at cost of acquisition inclusive of inward freight, duties & taxes & incidental expenses related to acquisition.

Depreciation has been computed on pro-rata basis for the period of use on written down value method as per the rates & methods prescribed by Schedule XIV of the Companies Act, 1956 on proportional basis.

c) Inventories

Stock in trade of quoted shares, debentures and units of mutual funds are valued at cost or market price whichever is less.

Unless otherwise stated unquoted shares, debentures and units of mutual funds are valued at cost price.

d) Investments

Investments are valued at cost less provision for fall in the value of quoted investments which in the opinion of Board of Directors is not temporary.

e) Income and Expenditure

Income and Expenditure are recognised on accrual basis of accounting.

f) Gratuity & Retirement Benefits

No provision for accruing liabilities of gratuity, other retirement benefit and leave encashment are made by the company.

2. Estimated amount of Contracts remaining to be executed

Rs. Nil (Previous Year- Rs. Nil)

3. The previous year figures have been re-grouped & re-casted, where necessary, to suit current year's layout.



4. Amount paid to Auditors:	Current Year	Previous Year
a) As Auditors	8,427	8,427
b) as adviser, or in any other capacity, in respect of :		
i) Taxation Matters	-	-
ii) Company Law Matters	-	-
iii) Other matters	-	-

5. In the opinion of the Board of Directors, value of current assets, Loans & Advances if realised in the ordinary course of business shall not be less than the amount at which the same are stated in the Balance Sheet.

6. Expenditure in foreign currency Rs Nil (Previous year Rs.Nil)


7. Details of expenditure on employees who are in receipts of remuneration of not less than Rs. 24,00,000/- per year when employed throughout the year or Rs. 2,00,000/- per month if employed for part of the year.

	Current Year	Previous Year
i) No. of Employees	Nil	Nil
ii) Salaries & Wages	Nil	Nil

8. Contingent liabilities not provided for:

Rs. Nil (Previous Year Rs. Nil)

9. Company does not owe amount exceeding Rs. 1,00,000/- to any Small Scale sector unit which has been outstanding for a period exceeding 30 days.



M/S RITA HOLDINGS LIMITED

ANNEXURE "A" TO SCHEDULE 12

S.NO	EQUITY SHARES	FACE VALUE RS.	OPENING STOCK AS ON 01/04/10	PURCHASES	SALE/ADJUSTMENT	CLOSING STOCK AS ON 31ST MARCH 2011		
						QTY.	AMOUNT	QTY.
A.	UNQUOTED SHARES *							
	FULLY PAID UP							
1.	TOSHIBA ANAND BATTERIES LTI	10/-	250 (250)	- (-)	- (-)	250 (250)	2,553 (2,553)	
2.	KALPANA ASSOCIATES (P) LTD	10/-	500 (500)	- (-)	- (-)	500 (500)	5,000 (5,000)	
3.	ANA VISION LIMITED	100/-	120 (120)	- (-)	120 (120)	0 0	0 0	
4.	NAV BHARAT INVESTMENT & TRADING (P) LIMITED.	10/-	500 (500)	- (-)	- (-)	500 (500)	5,000 (5,000)	
5.	SHREE LAXMI HOLDINGS LTD.	10/-	48,000 (48,000)	- (-)	- (-)	48,000 (48,000)	273,375 (273,375)	
TOTAL			49,370 (49,370)	297,928 (297,928)	120 (120)	12,000 (12,000)	49,250 (49,250)	285,928 (285,928)

